



m/v Longduin  
Deadweight 7.065 mt

## General particulars

Name	Longduin
Flag	Dutch
Call sign	PEBT
IMO no.	9213882
Built/ shipyard	2000/ Ferus Smit B.V.
Ice class	1A
Class	Bureau Veritas, general Cargo ship, Container ship

## Vessel particulars

Length overall	111.75 m
Length bp	105.34 m
Draft (Summer)	6.86 m
Draft (Winter)	6.72 m
Depth moulded	8.42 m
Gross tonnage	4503
Net Tonnage	2526
DWAT	7065 (Summer)
DWAT	6854 (Winter)
Air draft ballast	40.85 m
Immersion	15.11 t/cm at Summer draft

## Hold particulars

No. of Holds / Hatches	2 Holds / 2 Hatches
Hold capacity	9062 m <sup>3</sup> / 320.000 ft <sup>3</sup>
Box shaped	Yes, H1 narrowing fore / H2 aft
Hold dimensions (LxWxH)	#1 27.30x12.65x9.44 m #2 53.70x12.65x9.44 m
Type of Hatches	Pontoon
Hatch dimensions (LxW)	#1 27.30x12.65 m #2 53.70x12.65 m
Number of tweendecks	NA
Number of bulkheads	2 moveable, each 2 parts
Strong beam	NA
Cement holes	5 pieces
Ventilation	6 air changes per hour
Tanktop strength	15 mt/m <sup>2</sup>
Hatchcover strength	1.75 mt/m <sup>2</sup>

## Communication

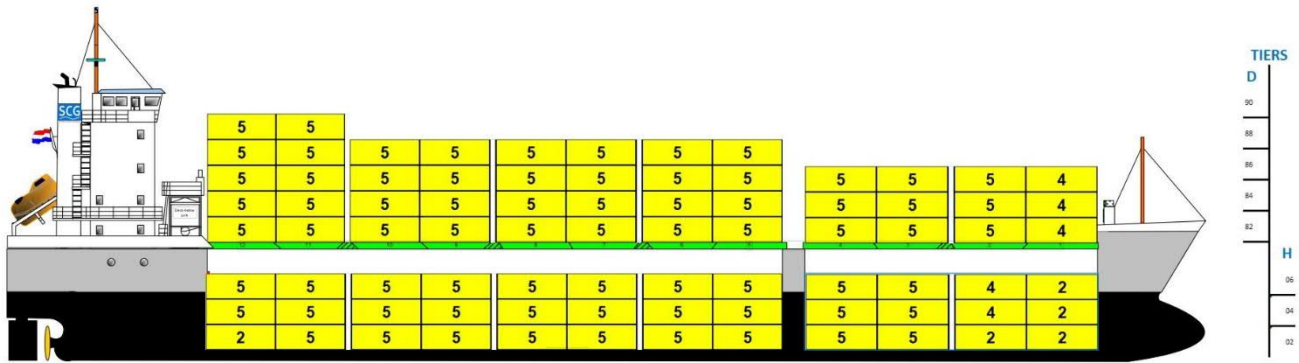
Mobile phone	Yes
E-mail	Yes
GMDSS fitted	Yes
MMSI	24648400
Inmarsat C	Yes
Satellite phone	Yes

## Technical particulars

Main engine	Wartsila 8R32 Line 2999 KW
Speed loaded	11.0 knots
ballast	11.0 knots
Fuel main engine	MGO
Fuel aux engine	MGO
Bowthruster	Fitted 350 KW
Bunker capacity	479 m3
Freshwater	44.4 m3
Ballast water	2529 m3

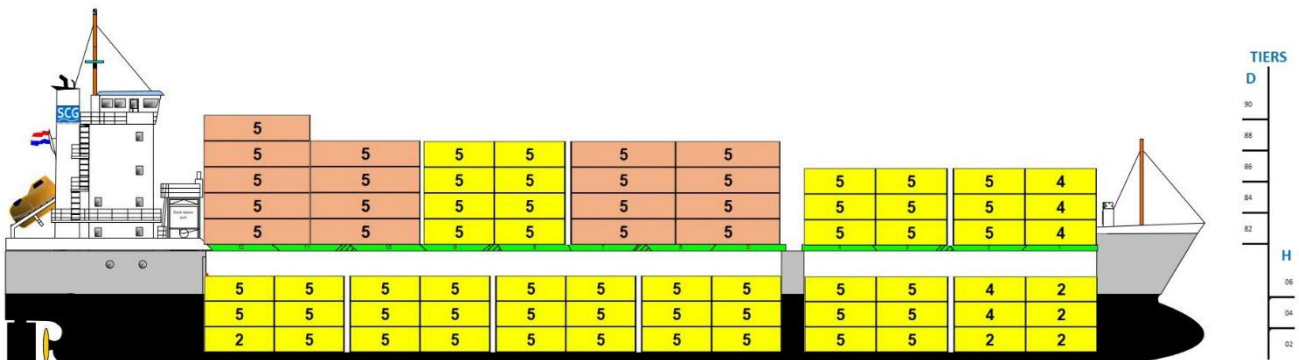
## Container intake

Capacity	390 TEU
Stability	approx. 267 TEU, 12 tons homogeneous weight approx. 257 TEU, 14 tons homogeneous weight approx. 251 TEU, 16 tons homogeneous weight approx. 235 TEU, 18 tons homogeneous weight approx. 220 TEU, 20 tons homogeneous weight
Max intake	20' → 390 positions 30' → 85 positions 40' → 172 positions (DC) (12 positions more can be created) 40' → 162 positions (HC) (8 positions more can be created) 45' → 65 positions (HC)
Stackload	Hold 20' 80 MT Hold 40' 100 MT Deck 20' 35 MT Deck 40' 54 MT
Dangerous goods	as per vessels DG certificate and IMDG code



## 20 'container

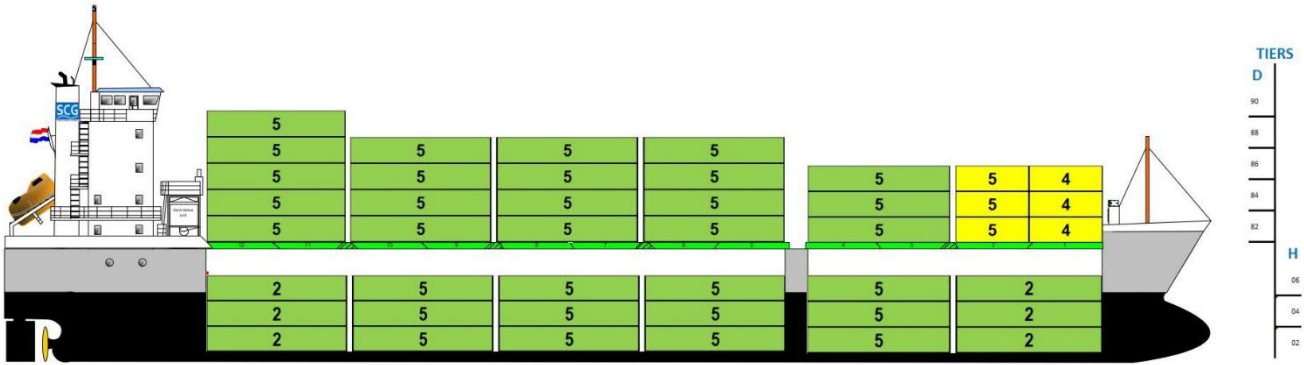
In hold	Tiers	Deck	Tiers
06	56	90	10
04	56	88	40
02	51	86	59
		84	59
		82	59
<b>Total hold</b>	<b>163</b>	<b>Total deck</b>	<b>227</b>
<b>Total on board</b>	<b>390 * 20'</b>		



## 30 'container

In hold	Deck	In hold	Deck
Tiers	Tiers	Tiers	Tiers
N/A	90	06	56
	88	04	56
	86	02	51
	84		
	82		
<b>Total hold</b>	<b>0</b>	<b>Total hold</b>	<b>163</b>
<b>Total deck</b>	<b>85</b>	<b>Total deck</b>	<b>97</b>
<b>Total on board</b>	<b>85 * 30'</b>	<b>Total on board</b>	<b>260 * 20'</b>

## Rest positions 20' containers



### 40' DC containers\*

In hold	Deck		
Tiers	Tiers		
06	24	90	5
04	24	88	20
02	24	86	25
		84	25
		82	25

Total hold	72	Total deck	100
------------	----	------------	-----

Total on board 172 \* 40'

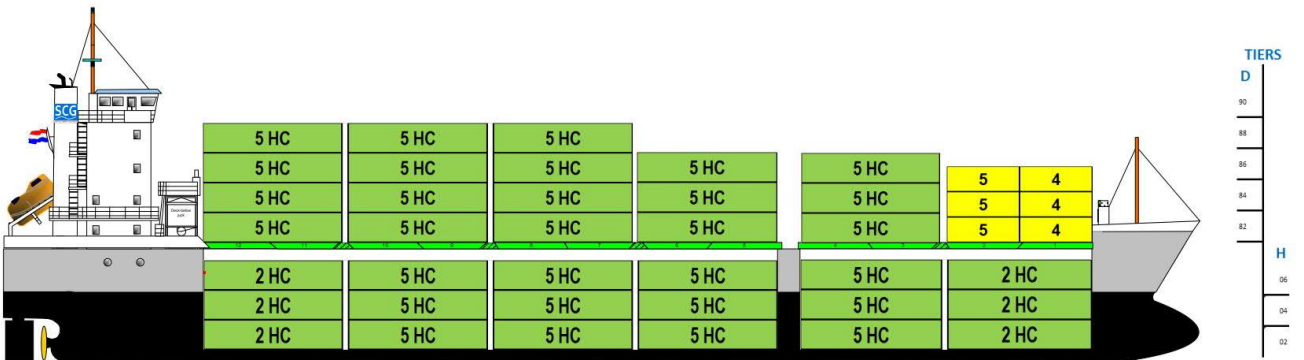
### Rest positions 20'

In hold	Deck		
Tiers	Tiers		
06	-	90	-
04	-	88	-
02	-	86	9
		84	9
		82	9

Total hold	-	Total deck	27
------------	---	------------	----

Total on board 27 \* 20'

\* With an easy modification in bay 02 12\*40'DC or 8\*40'HC can be created



### 40' HC containers\*

In hold	Deck		
Tiers	Tiers		
06	24	90	-
04	24	88	15
02	24	86	25
		84	25
		82	25

Total hold	72	Total deck	90
------------	----	------------	----

Total on board 162 \* 40' HC

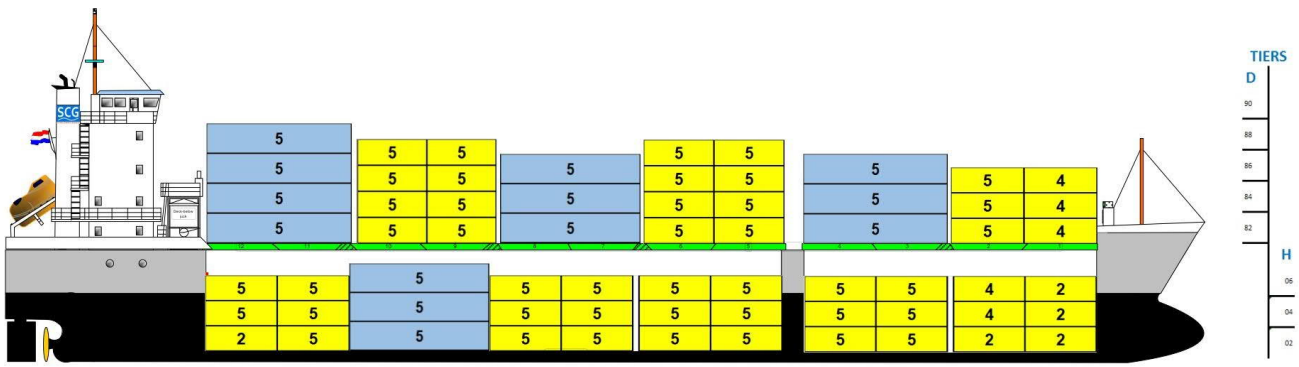
### Rest positions 20'

In hold	Deck		
Tiers	Tiers		
06	-	90	-
04	-	88	-
02	-	86	9
		84	9
		82	9

Total hold	-	Total deck	27
------------	---	------------	----

Total on board 27 \* 20'

\* With an easy modification in bay 02 8\*40'HC can be created



### 45' HC containers

In hold	Deck
Tiers	Tiers
06	5
04	5
02	5
	84
	82

Total hold 15      Total deck 50

Total on board 65 \* 45'

### Rest positions 20'

In hold	Deck
Tiers	Tiers
06	46
04	46
02	41
	86
	84
	82

Total hold 133      Total deck 107

Total on board 240 \* 20'